



EFFECT OF SUPPLEMENTATION OF PHYTO-ANTIOXIDANT (BAOBAB FRUIT PULP MEAL) ON REPRODUCTIVE PERFORMANCE OF RABBIT DOES DURING HEAT STRESS

Kevin Usman ANOH , Jimmy Nsisong PAUL and Udayi Mary AMU

Department of Animal Science, University of Calabar, Calabar, Nigeria

Email: Kevin2us.man@gmail.com;  ORCID: 0000-0002-9727-7780

 Supporting Information

ABSTRACT: A study was conducted to evaluate the influence of a phyto-antioxidant (baobab fruit pulp meal; BFPM) on the reproductive performance of heat-stressed rabbits does. A total of 50 New Zealand White crosses adult rabbit does of 12 months old were used in the present study. The rabbits were randomly allotted into five experimental treatment groups, with ten rabbits per treatment in a completely randomized design. The rabbits were fed diets supplemented with graded levels (0.0%, 2.5%, 3.5%, 4.5% and 5.5%) of BFPM. Parameters monitored were thyroxin and progesterone secretion, serum metabolites, reproductive traits, and physiological performance of the kitten. Initial thyroxin, progesterone, and serum metabolite levels were low in all the treatment groups, and significantly increased during and after pregnancy. BFPM significantly improved litter size and weight of litter and reduced rectal temperature of the kitten. Gestation period, kit weight at weaning, weight gain, and heart rates of kitten did not show any significant difference. It was concluded that reproductive performance of does during heat stress is enhanced by the supplementation of phyto-antioxidants and performance was higher in 5.5% inclusion level of BFPM.

Keywords: Antioxidant, Gestation, Heat stress, Rabbit, Reproductive hormones.

INTRODUCTION

The recent trend in the changes of food preferences of many citizens as a way of a healthy life style is increasing the demand for Rabbit meat (Petrescu and Petrescu-Mag, 2018). In Nigeria, farmers are constraint to meeting with this demand because of reproduction inefficiency of the rabbits as a result of heat stress (Mailafia et al., 2010; Oladimeji et al., 2021). Rabbits are vulnerable to heat stress because of their poor functional sweat gland. Hence rabbits can only tolerate narrow temperature range for effective reproduction (Marai et al., 2001). The expression of the growth and reproductive potentials is only possible when animals develop and establish a homeostatic equilibrium with their external environment (Marai et al., 2001).

Previous studies observed that high temperature and heat stress were significantly detrimental to rabbits and their reproduction efficiency. It has been shown that heat stress alters TSH secretion and triiodothyronine (T₃) and thyroxin (T₄) concentrations in serum, in rabbits (Marai et al., 2004), poultry (He et al., 2018; Vandana et al., 2020), and sheep (Todini, 2007). Heat stress has been implicated in promoting oxidative stress either through excessive production of reactive oxygen species (ROS) or decreased antioxidant defenses, including vitamin C (Chauhan, et al., 2014). Thyroid hormone (free T₃ and free T₄) levels were decreased in heat-stressed goats in an attempt to reduce metabolic rate and heat production (Sivakumar et al., 2010). Heat stress also reduces the level of progesterone and causes a loss of LH surge in sheep (Sejian, 2014). It has been reported that exposure to hyperthermia during pregnancy caused marked growth retardation of the adrenal cortex and a decreased population of somatotropin in the adenohypophysis in the off-springs (Ross et al., 1985). Exposing females to heat stress after fertilization caused decreases in the quality and quantity of embryos in cows (Hussin and Al-Taay, 2009; Luceño et al., 2020) and mice (Kahl et al., 2015) after superovulation, and caused decreases in fetal growth in pigs (Omid, 2015), and beef cows (Kumar, et al., 2015). It has been demonstrated that heat stress induces oxidative stress and vitamin C as an important water-soluble antioxidant might reduce the adverse effects of heat stress (Oloruntola, et al., 2015). Based on my knowledge, the vitamin C and heat stress impact on thyroid hormone levels in rabbits has not been clarified.

The use of plants in different forms as alternatives to synthetic products which are relatively expensive and hazardous (because of their residual effect) as antioxidants and in alleviating heat stress is becoming more popular in the tropics (Dhama, et al., 2015; Valenzuela-Grijalva, 2017; Ogunwole and Mosuro, 2020). Plants and their parts could serve

RESEARCH ARTICLE
 PII: S222877012200012-12
 Received: June 10, 2021
 Revised: March 21, 2022
 Accepted: March 22, 2022

as phytobiotics and antioxidants to the livestock (Dhama et al., 2015; Valenzuela-Grijalva, 2017). Some phytochemicals in plants improve antioxidant, anti-microbial, feed flavour, and palatability which could result in increased feed intake and performance in animals (Valenzuela-Grijalva, 2017). These tropical plants are available because of their rapid growth which is enhanced by the prevailing and environmental factors (Valenzuela-Grijalva, 2017). Baobab has been described by (Sidibe and Williams, 2002; Bosch et al., 2004). The fruit pulp was reported to contain a high amount of vitamin C (Sena, 1998; PhytoTrade-Africa, 2009), it was reported to increase feed intake, weight gain and was effective in alleviating heat stress in rabbits (Anoh, 2017).

This study was designed to evaluate the effects of baobab fruit pulp meal supplement (as a phyto-antioxidant) on the reproductive performance of heat-stressed rabbit does.

MATERIALS AND METHODS

Ethical regulation

The procedures for care and handling of animals in this study were strictly followed in accordance with the code of ethics for animal experiment as stated in http://ec.europa.eu/environment/chemicals/lab_animal/legislation_en.htm.

Experimental site

This study was carried out at the Rabbit unit of the National Animal Production Research Institute (NAPRI), Shika-Zaria, Nigeria in March – April 2015. Shika-Zaria lies between 11° 12' 42" N and 7° 33' 14" E at an altitude of 691 m above sea level. Zaria is about 245 KM from Abuja Nigeria's capital. The area is situated in the Northern Guinea Savannah Zone of Nigeria having an average annual rainfall of 1100 mm, which starts from May to September, and average ambient temperature and relative humidity of 17 °C – 25 °C and 20 – 41% respectively during the cold period (Mornings and August – Feb 2015) and 20 °C – 39 °C and 25% - 60% during the hot periods (afternoons of March – July 2015).

Housing

The animals were housed in perforated metallic hutches measuring 75 × 75 × 75 cm and raised 80 cm from the floor level. The hutches were thoroughly washed and disinfected with a locally made disinfectant and allowed to dry for one week before the animals were brought. Feed and watering troughs which were made of bunt clay were provided in each hutch. The rabbits were placed individually in clearly labeled cells.

Meteorological data of rabbit microclimate

The microclimate (ambient temperature and relative humidity values) within the rabbit house were recorded twice daily at 08:00 h and 15.00 h during the study period using a digital thermometer (Cocet®, Shenzhen-Guangdong, China). The data collected was used to compute the temperature humidity index (THI), an indicator of the thermal comfort level of the rabbits. The THI was calculated using the modified formula for the rabbit by Marai et al. (2001) as follows: $THI = t - [(0.31 - 0.31 \times RH) (t - 14.4)]$

Where RH = relative humidity /100; and t = ambient temperature.

The values of THI obtained were compared to that classified for tropical regions as shown below:

1) < 27.8 = absence of heat stress; 2) 27.8 - 28.9 = moderate heat stress; 3) 28.9 - 30 = severe heat stress; and 4) above 30 = very severe heat stress.

Experimental animals, diet and design

A total of 50 adult rabbit does (New Zealand White crosses) of 12 months old were used in this study. The rabbits were randomly allotted into the experimental treatments of five treatment groups and five replicates. They were ten rabbits per treatment and each rabbit in a treatment served as replicate in a completely randomized design. Rabbits in group 1 were not supplemented and served as the control 0%; while those in groups 2–5 were fed diets, containing graded levels of BFPM, 2.5%, 3.5%, 4.5% and 5.5%, respectively. The baobab fruit pulp meal which was in powdered form was purchased from a local market in Zaria-Nigeria. The basal diet composition (kg) was as follows: Maize 35, Groundnut haulm 20, groundnut cake 10, soybean meal 10, rice bran 15, Bone meal 9.2, common salt 0.35, mineral-vitamin premix 0.25, dl-methionine 0.1 and lysine 0.1. The basal diet was formulated to meet the nutrient requirements of growing rabbits according to the recommendations of NRC-1995. The nutrient composition of the basal diet is shown in Table 1. Feed and water were served *ad libitum*. All recommended managerial practices were duly observed.

Table 1 - Nutrient composition of the experimental diets.

	Control	2.5%	3.5%	4.5%	5.5%
Metabolizable Energy (kcal/kg)	2200	2200	2200	2200	2200
Crude Protein (%)	16	16	16	16	16
Crude fiber (%)	10	10	10	10	10
BFPM Supplementation	0.00g	250g	350g	450g	550g

Hormonal assay and serum metabolite evaluation

Blood samples (5 ml) were collected at 10 h through the ear vein of 5 rabbits in the treatment groups before mating, during pregnancy, and after kindling, respectively into a bottle without anticoagulant and allowed to clot. The clotted blood samples were centrifuged at 3000 rounds/minute for 15 minutes. The serum harvested was stored at -10°C until when analyzed. Serum thyroxine and progesterone concentrations were determined for does with the use of commercially-available ELISA Kits (Diagnostic Procedure Corp®, Los Angeles, CA, USA) according to the manufacturer's instructions. Serum glucose, total protein, albumin, and cholesterol concentrations were evaluated using an auto-analyzer and Chemical Commercial Kits from Stanbio Laboratory Inc®, San Antonio, Texas, USA.

Reproductive performance of fabbit Xoes

The rabbits were allowed to adjust to the treatment for four weeks before mating. Does were brought individually to be serviced by the buck (1 buck: 1doe / treatment). 7th day weight increment and abdominal palpation was used to confirm pregnancy. Does that were not pregnant were re-mated. Parameters monitored included, date of kindle, litter size, weight of litter, weight of kitten, survivability (%) of kitten at weaning and kitten weight at weaning. Data were obtained from 2 parities and the experiment lasted for 20 weeks.

Physiological performance of _ittens

When the kittens were 3 weeks old, their rectal temperature (RT) and heart rate (HR) were measured. The readings were taken at 14.00 h to 15.00 twice a week for 3 weeks. Rectal temperature was measured with a digital thermometer, and HR was measured by counting the heartbeat of each rabbit representing their treatment for one minute with the help of a stethoscope. Weekly weight gain was also determined.

Statistical Analysis

Data obtained from all the experiments were subjected to analysis of variance, using the General Liner Model Procedure of (SAS version 2.8, 2002). Significant differences among treatment means were separated using the pair wise difference (Pdiff) in the SAS package. Values of P < 0.05 were considered significant

RESULTS

The monthly Temperature Humidity Index (THI) inside the rabbitry during the experimental period is shown in Figure 1. THI in the mornings averaged 26.44°C while the Afternoon THI averaged 28.74°C. The THI values kept increasing from the month of February with a peak in May. There was a decline in THI in June. The values indicated that the month of February had absence of heat stress in the rabbit house.

Initial thyroxine was low across the treatments (Figure 2) and significantly increased during pregnancy. Thyroxine levels increased (60.9 (ng/ml), 69.87(ng/ml), 76.88(ng/ml) and 80.1(ng/ml) for 2.5%, 3.5%, 4.5% and 5.5% respectively) as the levels of BFPM increases in the diets with 4.5% and 5.5% recording the highest values. After kindling, thyroxine concentration decreased. Thyroxine concentration after pregnancy did not show any significant difference among the treatment groups. Progesterone concentration (Figure 3) were generally low before pregnancy and significantly (P<0.05) increased during and after pregnancy in BFPM treated rabbits. Rabbits in the BFPM treatments recorded significantly higher progesterone during pregnancy (21.67 ng/mL, 20.12, ng/mL 19.68 ng/mL and 19.25 ng/mL) compared to the control (18.04 ng/mL). Progesterone decreased as the levels of supplementation of BFPM in the diets increases. After kindling, it was observed that the control recorded a higher progesterone compared to the BFPM treated does.

During pregnancy, BFPM treatments recorded a significantly (P<0.05) high glucose, calcium and phosphorous compared to the control. Total protein was low in 2.5% group and phosphorous was low in 3.5% group. After kindling, total protein, albumin, triglyceride and phosphorous showed significant (P<0.05) difference among the treatment groups with the control having a significantly higher values than the BFPM treated groups except in triglyceride which was low. In the treatments with BFPM, treatments 3.4% and 4.5% performed better than treatments 2.5% and 5.5%

Litter size and weight of litter were significantly (P<0.05) increased in 3.5% and 4.5% BFPM inclusions (Table 3). Weight of kitten increased in 2.5% and 4.5%, while litter size at weaning was larger in 4.5 and 5.5% BFPM. Gestation period and weight of kitten at weaning did not show any significant difference.

The BFPM significantly (P<0.05) reduced rectal temperature; rectal temperature decreases as the inclusion of BFPM in the diet increases. Heart rate and weight gain did not show any difference.

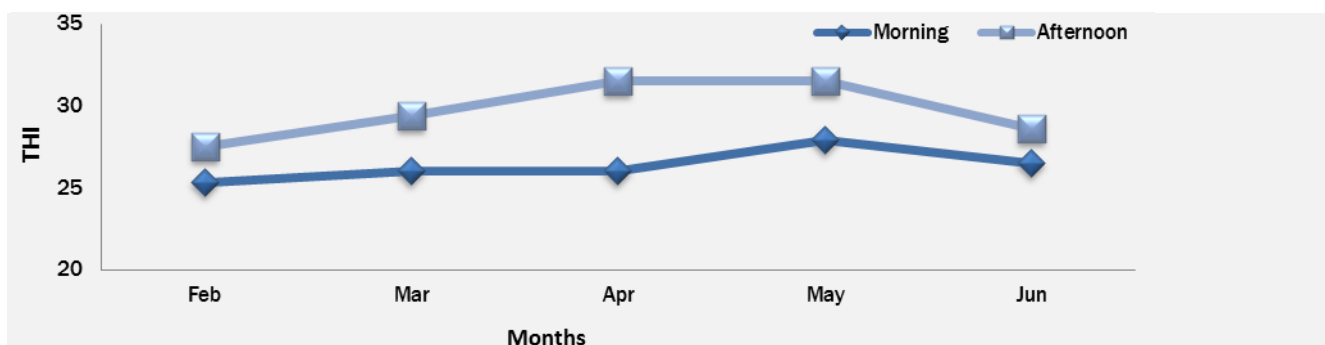


Figure 1 - Monthly temperature humidity index inside the rabbit house

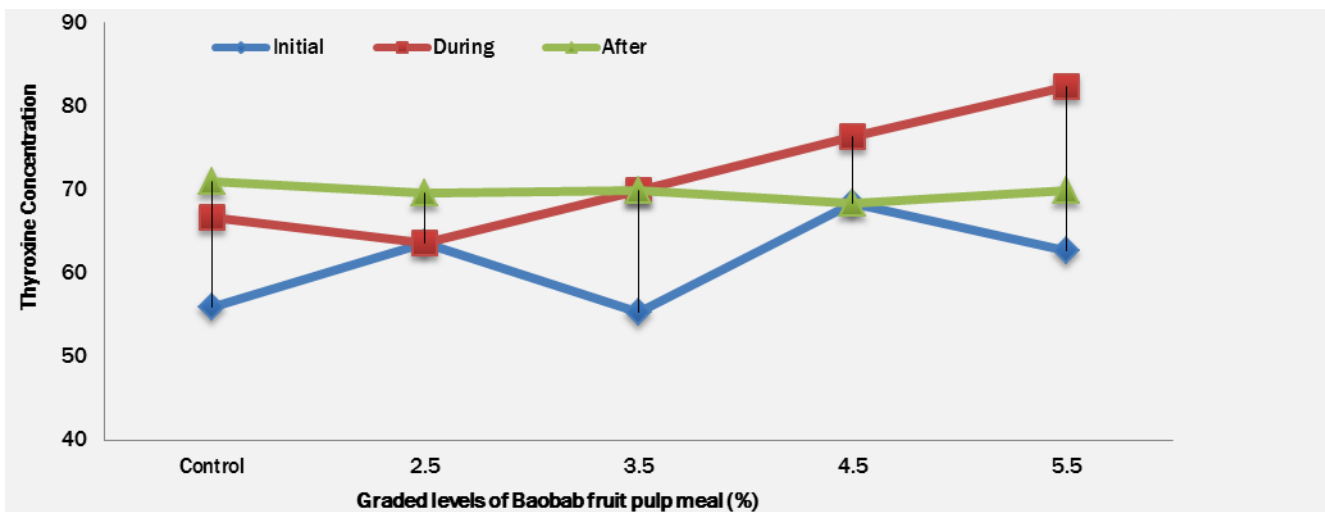


Figure 2 - Effect of graded levels of BFPM on Thyroxine concentrations (ng/ml) in adult rabbit does

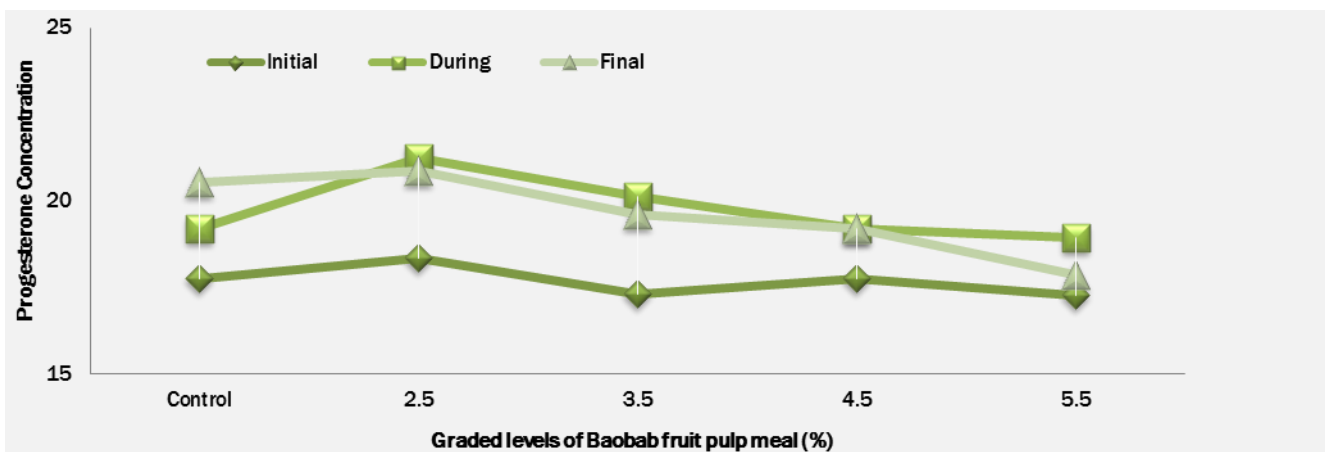


Figure 3 - Effect of graded levels of BFPM on progesterone levels ng/mL in adult rabbit does before, during and after pregnancy

Table 2 - Effect of graded levels of BFPM on serum metabolites of adult rabbit does

Parameters	Control	2.5%	3.5%	4.5%	5.5%	SEM
Before Pregnancy						
Glucose (mg/dl)	5.20	4.93	4.77	4.47	5.0	0.35
Total Protein (mg/dl)	63.00	66.67	66.00	67.67	67.33	1.43
Albumin (mg/dl)	36.07	35.67	39.67	37.67	37.33	1.12
Cholesterol (mg/dl)	1.57	1.53	1.47	1.47	1.53	0.11
Triglyceride (mg/dl)	0.93	1.00	0.90	0.87	0.67	0.10
Calcium (mg/dl)	2.33	2.40	2.27	2.56	2.29	0.07
Phosphorous (mg/dl)	1.05	1.02	1.16	1.13	1.01	0.06
During Gestation						
Glucose (mg/dl)	3.20 ^b	4.53 ^a	4.25 ^a	4.83 ^a	4.30 ^a	0.06
Total Protein (mg/dl)	68.33 ^a	62.00 ^b	67.00 ^a	65.00 ^{ab}	68.67 ^a	1.03
Albumin (mg/dl)	37.00	32.00	35.33	36.00	33.00	1.45
Cholesterol (mg/dl)	1.5	1.43	1.35	1.43	1.40	0.05
Triglyceride (mg/dl)	0.93	1.00	0.90	0.87	0.67	0.10
Calcium (mg/dl)	2.31 ^{ab}	2.37 ^{ab}	2.40 ^a	2.40 ^a	2.24 ^b	0.03
Phosphorous (mg/dl)	0.97 ^{ab}	0.93 ^{ab}	0.62 ^b	1.11 ^a	1.16 ^a	0.08
After Kindling						
Glucose (mg/dl)	4.57	5.33	4.50	4.00	4.40	0.14
Total Protein (mg/dl)	68.67 ^a	64.33 ^c	68.00 ^{ab}	68.00 ^{ab}	65.00 ^{bc}	0.79
Albumin (mg/dl)	42.00 ^a	35.33 ^b	40.33 ^a	39.17 ^a	34.33 ^b	0.84
Cholesterol (mg/dl)	1.43	1.50	1.40	1.35	1.50	0.04
Triglyceride (mg/dl)	0.85 ^{bc}	1.10 ^a	0.85 ^b	0.70 ^c	0.94 ^{ab}	0.04
Calcium (mg/dl)	2.17	2.31	2.43	2.41	2.18	0.02
Phosphorous (mg/dl)	1.11 ^a	1.0 ^b	1.06 ^a	1.0 ^b	1.0 ^b	0.01

Means within rows with different superscript letters are significantly P < 0.05 different

Heat stress was responsible for the low litter size and conception rate recorded in the control and 2.5% BFPM. Heat stress was attributed to decrease follicular growth and number of ova that were shed as mentioned previously (Naseer et al., 2017). This might have affected conception rate hence reduced litter size. Fertilization failure or early embryonic mortality has been reported to be responsible for poor conception rate and small litter size (Argente, 2016). Heat stress was attributed in previous study for the decrease in receptivity and percentage of voluntary mating which led to a decline in fertility (Marai, et al., 2001) as was noticed in the control and 2.5% BFPM. The values of the litter weight were a reflection of the litter size of the rabbits. Treatments with large litter size had higher litter weight. The increase in the average weight of kits recorded in the control and 2.5% BFPM compared to 3.5% and 5.5% is because of their small litter sizes. Kitten in small litter had the opportunities to receive adequate breast milk compare to kittens in large litter. BFPM might have stimulated the increase in milk production which could have been responsible for the average weight of kitten noticed in 5.5% BFPM. Previous studies have demonstrated that feeding doe rabbits on diets containing vitamin antioxidants increases milk yield of does, litter size, and weight of litter (Argente, 2016; Fayeye and Ayorinde 2016).

The rectal temperature of kittens of BFPM treated does were low compared to the control. It is worthy to note that baobab contains high amount of vitamin C and other phyto-chemicals (Sena, 1998; PhytoTradeAfrica, 2009), antioxidant vitamin has been known to alleviate heat load in rabbits (In-Surk et al., 2014; Prabsaturoo et al., 2012). The presence of these phyto-chemical compounds may facilitate the ability of animals to maintain their body homeostasis including body temperature by provoking endogenous cellular defense mechanisms to cope with oxidative stress and inflammation induced by heat stress (Akbarian et al., 2016). Heart rate and weight gain did not show any significant difference.

CONCLUSION

Heat stress reduced fertility in the does, litter size, hormone secretion and rectal temperature of kitten. Ameliorating heat stress with Baobab Fruit Pulp Meal (BFPM) improved reproductive performance, serum metabolites and hormonal concentrations. Baobab fruit pulp meal can be used up to 5.5% in reproductive diets of rabbits during hot periods.

DECLARATIONS

We declare that this research work is original and has not been published elsewhere.

Corresponding Uuthor

Kevin Usman ANOH; E-mail: Kevin2us.man@gmail.com

Acknowledgement

Our special appreciation goes to the management of National Animal Production Research Institute (NAPRI) Shika-Zaria Nigeria.

Authors' contribution

All authors (A. Kevin Usman, J. Nsisong Paul and U. Mary Amu) contributed equally in research and writing process.

Conflict of interests

The authors declare that there is no conflict of interests in this work.

REFERENCES

- Akbarian A Michiels J Degroote J Majdeddin M Golian A and De Smet S (2016). Association between heat stress and oxidative stress in poultry; mitochondrial dysfunction and dietary interventions with phytochemicals. *Journal of Animal Science and Biotechnology*, 7:37–51.: <https://doi.org/10.1186/s40104-016-0097-5>
- Anoh KU (2017). Alleviating heat stress with Baobab fruit pulp meal: Effect on testosterone concentration and gonadal and epididymal morphometry of adult rabbit bucks. *Academia Journal of Agriculture Research*, 5(8): 178-182. DOI: <https://academiapublishing.org/journals/ajar/abstract/2017/Aug/Anoh.htm>
- Anoh KU, Olayinka OI, Abdulahi I, Atte PO (2018). Ameliorative effects of Bi-carbonate buffer, Vitamin C and Baobab fruit pulp meal on Progesterone and Testosterone Secretion in Heat stressed Rabbits. *Nigerian Journal of Animal Science*, 20(4): 459-265. Link: <https://www.ajol.info/index.php/tjas/article/view/181231>
- Argente MJ (2016). Major components in limiting litter size. *Insights from Animal Reproduction*; Payan Carreira, R., Edited, InTech Publication, London, UK, pp. 87-114. link: <https://www.intechopen.com/chapters/49863>
- Bosch CK and Asafa BA (2004). *Adansonia digitate L.* In: Grubben G. J. H., Denton OA (Editors). *PROTA 2: Vegetables/Légumes*. Prota, Wageningen, the Netherlands. Pp. 89 – 94.
- Chauhan SS Celi P and Leury BJ (2014). Dietary antioxidants at supranutritional doses improve oxidative status and reduce the negative effects of heat stress in sheep. *Journal of Animal Science*, 92(33) 64-74. DOI: <https://doi.org/10.2527/jas.2014-7714>

- Dhama K Latheef SK Manin S Samad HA Karthik K Tiwari R Khan RU Alagawany M Farag MR Alam GM Laudadio V and Vincenzo T (2015). Multiple beneficial application and modes of action of herbs in poultry health and production. A review. *International Journal of Pharmacology*, 11(3):152–176. DOI: <https://dx.doi.org/10.3923/ijp.2015.152.176>
- El-Desoky NI Hashem NM Elkomy A and Abo-elezz ZR (2017). Physiological response and semen quality of rabbit bucks supplemented with Moringa leaves ethanolic extract during summer season. *Animal*, 11(9):1549–1557. DOI: <https://doi.org/10.1017/S1751731117000088>
- Fayeye TR and Ayorinde KL (2016). Gestation length, litter size at birth and their effects on gestation weight gain, kindling loss, live body weight of kit and survival in domestic rabbit in Nigeria. *Proceedings 11th World Rabbit Congress - June 15-18, 2016 - Qingdao, China*. <http://world-rabbit-science.com/WRSA-Proceedings/Congress-2016-Qingdao/Papers/R-Reproduction/R09-Fayeye.pdf>
- Ganaie AH Hooda, OK Singh SV Ashutosh and Upadhyay RC (2012). Response of vitamin C supplementation on biochemical, hormonal and physiological parameters of pregnant Murrah buffaloes during hot-humid conditions. *Indian Journal of Animal Nutrition*, 29(3): 214-221. <https://www.indianjournals.com/ijor.aspx?target=ijor:ijan&volume=29&issue=3&article=001>
- He SP, Arowolo MA, Medrano RF, Li S, Yu QF, Chen JY, He JH (2018). Impact of heat stress and nutritional interventions on poultry production. *World's Poultry Science Journal*, 74(4):647-64. DOI: <https://doi.org/10.1017/S0043933918000727>
- Hussin AM and Al-Taay MM (2009). Histological study of the thyroid and Parathyroid glands in Iraqi buffalo (*Bubalus bubalis*) with referring to the seasonal changes. *Basic Journal of Veterinary Research*, 8: 26–38. <https://www.iasj.net/iasj/download/a6b0d06957f9d2dc>
- In-Surk J Ko Y Moon Y and Sohn S (2014). Effects of vitamin C or E on the proinflammatory cytokines, heat shock protein 70 and antioxidant status in broiler chicks under summer conditions. *Asian-Australian Journal of Animal Science*, 27(1): 749–756. DOI: <https://doi.org/10.5713/ajas.2013.13852>
- Kahl S Elsasser TH Rhoads RP Collier RJ and Baumgard LH (2015). Environmental heat stress modulates thyroid status and its response to repeat endotoxin challenges in stress. *Domestic Animal Endocrinology* 52: 43-50. <https://doi.org/10.1016/j.domaniend.2015.02.001>
- Kumar B Ishwar AK Choudhary and Akhater T (2015). Effect of temperature variation on hormonal concentration at various gestation stages in Black Bengal goats. *Veterinary World* 8: 113 –1142. DOI: <https://doi.org/10.14202/vetworld.2015.1137-1142>
- Luceño NL, Angrimani DD, de Cássia Bicudo L, Szymańska KJ, Van Poucke M, Demeyere K, Meyer E, Peelman L, Mullaart E, Broekhuijse ML, Van Soom A (2020). Exposing dairy bulls to high temperature-humidity index during spermatogenesis compromises subsequent embryo development in vitro. *Theriogenology*, 141:16-25. DOI: <https://doi.org/10.1016/j.theriogenology.2019.08.034>
- Mailafia S, Onakpa MM, and Owoleke OE (2010). Problems and prospects of rabbit production in Nigeria-A review. *Bayero Journal of Pure and Applied Sciences*, 3(2): 20-25. DOI: <https://doi.org/10.4314/bajopas.v3i2.63213>
- Mahmoud UT Abdel-Rahman MA and Darwish MH (2014). Effects of propolis, ascorbic acid and vitamin E on thyroid and corticosterone hormones in heat stressed broilers. *Journal of Advanced Veterinary Research*, 4(1):18-27. Link: <https://advetresearch.com/index.php/AVR/article/view/68>
- Marai IFM Ayyat MS and Abd El-Monem UM (2001). Growth performance and reproductive traits at first parity of New Zealand white female rabbits as affected by heat stress and its alleviation under Egyptian conditions. *Tropical Animal Health Production*. 33: 451–462. <https://doi.org/10.1023/A:1012772311177>
- Marai IFM Habeeb AAM and Gad AE (2002). Rabbits' productive, reproductive and physiological traits as affected by heat stress (A Review). *Livestock Production Science*, 78(2): 71-90. [https://doi.org/10.1016/S0301-6226\(02\)00091-X](https://doi.org/10.1016/S0301-6226(02)00091-X)
- Marai IFM Habeeb AAM and Gad AE (2004). Growth performance traits and the physiological background of young doe rabbits as affected by climatic conditions and lighting regime, under sub-tropical conditions of Egypt. *Proceedings - 8th World Rabbit Congress -September 7-10, 2004 - Puebla, Mexico pp. 288 - 297*. <https://www.cabdirect.org/cabdirect/abstract/20053160561>
- Marai, IFM, EL-Masry, A. and Nasr AS (1994). Heat stress and its amelioration with nutritional: buffering, hormonal and physical techniques for New Zealand White rabbits maintained under hot summer conditions of Egypt. *Proceedings of 1st International Conference of Rabbit Production in Hot Climate, Egypt*. Pp. 247–252.
- Marai IFM Haebe AAM, and Gad AE (2007). Biological functions in young pregnant rabbit does as affected by heat stress and lighting regime under sub-tropical conditions of Egypt. *Tropical and Subtropical Agro-ecosystem*, 7: 165-176. <https://www.redalyc.org/pdf/939/93970303.pdf>
- Minuti A Bani P Piccioli-Cappelli F and O (2009). Metabolic and biochemical changes in plasma of the per parturient rabbit does with different litter size. *Animal*, 9(4): 614-621. <https://doi.org/10.1017/s1751731114002675>
- Naseer Z Ahmad E Epikmen ET Uçan U Boyacıoğlu M and Akosy M (2017). Quercetin supplemented diet improves follicular development, oocyte quality, and reduces ovarian apoptosis in rabbits during summer heat stress. *Theriogenology*, 96: 136-141. DOI: <https://doi.org/10.1016/j.theriogenology.2017.03.029>
- Ogunwale OA and Mosuro AO (2020). Dietary vitamin-mineral premix replacement with leaf meal composites improved the growth performance of broiler chicken. *Slovak Journal of Animal Science*. 53, (3): 110–121. <https://sjas.ojs.sk/sjas/article/view/622>
- Oladimeji AM, Johnson TG, Metwally K, Farghly M, Mahrose KM (2021). Environmental heat stress in rabbits: Implications and ameliorations. *International Journal of Biometeorology*, 66:1-11. DOI: <https://doi.org/10.1007/s00484-021-02191-0>

- Oloruntola OD Daramola OT and Omoniyi SO (2015). Effect of forages on performance, carcass cuts and haematological profile of weaner rabbits. *Archivos de Zootecnia*, 64(245):87–92. <https://www.redalyc.org/pdf/495/49538689015.pdf>
- Omidi AM Kheirie and Sarir (2015). Impact of Vitamin C on concentration of thyroid stimulating hormone and thyroid hormones in lamb under short-term acute heat stress. *Veterinary Science Development*, 5(2): 103–106 DOI: <https://doi.org/10.4081/vsd.2015.5965>
- Ondruska L Rafay J Okab AB Ayoub MA Al-Haidary AA Samara EM Parkanyi V Chrastinova L Jurcik R Massanyi P Lukac and N Supuka P (2011). Influence of elevated ambient temperature upon some physiological measurements of New Zealand White rabbits. *Veterinari Medicina*, 56 (4): 180–186. DOI: <https://doi.org/10.17221/3150-VETMED>
- Petrescu DC, and Petrescu-Mag RM (2018). Consumer behaviour related to rabbit meat as functional food. *World Rabbit Science*, 26(4):321-33. DOI: <https://doi.org/10.4995/wrs.2018.10435>
- PhytoTrade Africa (2009). SUMMARY REPORT: Nutritional Evaluation of Baobab Dried Fruit Pulp and its Potential Health Benefits Prepared by Leatherhead Food Research for PhytoTrade Africa. Pp.2. <https://studyres.com/doc/17183732>
- Prabsattroo T Wattanathorn J Iamsaard S Muchimapura S and Thukhammee W (2012). Moringa oleifera leaves extract attenuates male sexual dysfunction. *American Journal of Neuroscience*, 3: 17–24. <https://thescipub.com/pdf/amjnsp.2012.17.24>
- Prabsattroo T Wattanathorn J Iamsaard S Somsap P Sritragool O Thukhammee W and Muchimapura S (2015). Moringa oleifera extract enhances sexual performance in stressed rats. *Journal of Zhejiang University Science B*, 16: 179–190 DOI: <https://doi.org/10.1631/jzus.B1400197>
- Ross TT Goode L and Linnerud AC (1985). Effects of high ambient temperature on respiration rate, rectal temperature, fetal development, and thyroid gland activity in tropical and temperate breeds of sheep. *Threogonology* 24: (2) 59–69. DOI: [https://doi.org/10.1016/0093-691x\(85\)90190-6](https://doi.org/10.1016/0093-691x(85)90190-6)
- SAS (2002). Statistical Analysis System Institute, User's Guide. 6th Edition. North Carolina, USA.
- Sejian VB and Naqvi SMK (2014). Effect of nutritional restriction on growth, adaptation physiology and estrous response in malpura ewes. *Animal Biology*, 64: 189-205. https://brill.com/view/journals/ab/64/2/article-p189_7.xml?language=en
- Sena LP (1998). Analysis of nutritional components of eight famine foods of the Republic of Niger. *Plant Foods for Human Nutrition*, 52: 17-30 DOI: <https://doi.org/10.1023/a:1008010009170>
- Sidibe M and Williams, JT (2002). Baobab. *Adansonia digitata*. International Centre for Underutilized Crops, University of Southampton, Southampton, UK. *Agricultural Systems* 89, 478-481. <https://www.inecoba.com/telecharger/articles-scientifiques.html?download=82:adansonia-digitata-l-monography>
- Sivakumar AVN Singh G and Varshney VP (2010). Antioxidants supplementation on acid base balance during heat stress in goats. *Asian-Australian Journal of Animal Science*, 23 (1): 28 – 46. DOI: <https://doi.org/10.5713/ajas.2010.90471>
- Sokolowicz Z and Herbut E (1999). Effect of chronic high temperature stress on thyroid activity and metabolic rate of broiler pullets cockerels. *Roczniki Naukowe Zootechniki*, 26(4):377-383. <https://agro.icm.edu.pl/agro/element/bwmeta1.element.agro-article-2f6eda24-6f6e-4e73-97b4-302338b276e2>
- Szendró Z Matics Z Brecchia G Theau-Clément M Nagy Z Princz Z Biró- Németh E Radnai I and Nagy I (2010). Milk production of pseudopregnant and multiparous does. *World Rabbit Science*, 18: 77 – 82. DOI: <https://doi.org/10.4995/wrs.2010.18.10>
- Theau-Clément M Michel N Esparbie J and Bolet G (1995). Effects of artificial photoperiods on sexual behaviour and sperm output in the rabbit. *Animal Science*, (60):143–149. DOI: <https://doi.org/10.1017/S135772980008249>
- Todini L (2007). Thyroid hormones in small ruminants: effects of endogenous, environmental and nutritional factors. *Animal*, 1(7):997-1008. DOI: <https://doi.org/10.1017/S1751731107000262>
- Usha RD Joseph LJ Patwardhan UN and Samuel AM (2002). Effect of Antioxidants (Vitamin C, E and Turmeric extract) on methimazole induced hypothyroidism in rats. *Indian Journal of Experimental Biology*, 40: 735-38. <https://pubmed.ncbi.nlm.nih.gov/12587721>
- Valenzuela-Grijalva NV Pinelli-Saavedra A Muhlia-Almazan A Dominguez-Diaz D and Gonzalez-Rios H (2017). Dietary inclusion effects of phytochemicals as growth promoters in animal production. *Journal of Animal Science and Technology*, 59: 8. DOI: <https://doi.org/10.1186/s40781-017-0133-9>
- Vandana GD, Sejian V, Lees AM, Pragna P, Silpa MV, and Maloney SK (2020). Heat stress and poultry production: impact and amelioration. *International Journal of Biometeorology*, 65: 163-179. DOI: <https://doi.org/10.1007/s00484-020-02023-7>
- Williams J and Njoya J (1998). Plasma concentrations of thyroid hormones in growing pullets and laying hens reared under two tropical climates and fed on diets with different energy concentrations. *British Poultry Science*, 39: 579-582. <https://doi.org/10.1080/00071669888818>