



Effects of Butylated Hydroxytoluene and Sorbitol as Diluent Components on Structural and Surface Ultrastructural Changes of Gaga Chicken Sperm During Cryopreservation

Khaeruddin¹ , Gatot Ciptadi² , Muhammad Yusuf³ , Suyadi² , Muhammad Halim Natsir² , Herry Agoes Hermadi⁴ , and Sri Wahjuningsih^{2*}

¹Doctoral Program in Animal Science, Faculty of Animal Science, University of Brawijaya, Jl. Veteran, Malang 65145, East Java, Indonesia

²Department of Animal Science, Faculty of Animal Science, University of Brawijaya, Jl. Veteran, Malang 65145, East Java, Indonesia

³Livestock Reproduction Laboratory, Faculty of Animal Science, Universitas Hasanuddin Jl. Perintis Kemerdekaan, Makassar 90245, South Sulawesi, Indonesia

⁴Division of Veterinary Reproduction, Faculty of Veterinary Medicine, Universitas Airlangga, Kampus C Mulyorejo, Surabaya 60115, Indonesia

*Corresponding author's Email: yuning@ub.ac.id

ABSTRACT

The Gaga chicken is an indigenous Indonesian breed that is important to preserve using semen cryopreservation technology. The study was conducted to determine the effect of adding sorbitol and butylated hydroxytoluene (BHT) in the diluent on the structural and surface ultrastructure of cryopreserved Gaga chicken sperm during cryopreservation /frozen storage. The study aimed to assess how adding sorbitol and butylated hydroxytoluene (BHT) to the diluent affects the structure and surface ultrastructure of cryopreserved Gaga chicken sperm. A completely randomized design was employed with four treatments and 10 replications including egg yolk-lactate ringer diluent (EYLR) as the control group, EYLR diluent with 3 mM BHT, EYLR diluent with 2% sorbitol, and EYLR diluent with both 3 mM BHT and 2% sorbitol. Semen was collected using a massage technique from 4 male chickens aged approximately 10 months, pooled semen was diluted, packaged in 0.25 mL straws, equilibrated for 2 hours at 5 °C, pre-freeze for 10 minutes, frozen for 24 hours, and thawed for 30 seconds at 37 °C. The parameters evaluated were sperm plasma membrane integrity, acrosome integrity, DNA damage, mitochondrial functionality, and surface ultrastructure. The results showed that the treatment had a significant effect on plasma membrane integrity and post-thawing mitochondrial functionality compared to the control, but no effect was observed on acrosome integrity or DNA damage. The results showed that the combination treatment of BHT with sorbitol had a significant effect on plasma membrane integrity and post-thawing mitochondrial function, but did not affect acrosome integrity or DNA damage when compared to the control group. Ultrastructural observations indicated that cryopreservation caused damage to the head, middle, and tail of the sperm in the control groups. However, these changes were prevented by the diluent containing a combination of BHT and sorbitol. The addition of both components (BHT 3 mM + sorbitol 2%) effectively maintained plasma membrane integrity, mitochondrial functionality, and surface ultrastructure of Gaga chicken sperm during cryopreservation.

Keywords: Butylated hydroxytoluene, Chicken sperm, Cryopreservation, Sorbitol, Structure, Sperm ultrastructure

INTRODUCTION

Gaga chicken, an original Indonesian breed, is renowned for a relatively long sound resembling human laughter, leading to the preference by hobbyists for competitions. In this context, longer-duration vocalizations often fetch higher prices (Khaeruddin et al., 2024a). Gaga chicken mating system in society occurs uncontrollably, allowing the decline in purity due to natural mating with other local chicken species (Bugiwati and Ashari, 2013). The Decree of the Minister of Agriculture number 2920/Kpts/OT.140/6/2011, Indonesia has mandated the protection and preservation of Gaga chicken as a rich livestock genetic resource (Khaeruddin et al., 2022).

Cryopreservation is a method to preserve germplasm in various fields including endangered animal conservation, through freezing spermatozoa (Sharafi et al., 2022). Storing chicken sperm by freezing (-196 °C) for 18 years does not reduce the ability to fertilize egg cells (Thélie et al., 2019). However, several reports indicated low sperm quality in chickens after freeze-thawing (Kumar et al., 2019; Masoudi et al., 2021; Ratchamak et al., 2023).

Cell damage during the cryopreservation process is caused by the formation of ice crystals as well as chemical and physical processes, including the denaturation of proteins and lipids in membranes, which trigger the formation of reactive oxygen species (ROS, Pini et al., 2018). Cryopreservation causes low plasma membrane and acrosome integrity as well as post-thawing mitochondrial activity in chicken sperm (Partyka et al., 2012). Ultrastructural analysis by Zong et al. (2023) found that cryopreservation also caused structural damage, particularly in the mitochondria, midpiece, and perforatorium.

ORIGINAL ARTICLE
Received: June 29, 2024
Revised: July 20, 2024
Accepted: August 20, 2024
Published: September 25, 2024

Damage to spermatozoa during the cryopreservation process can be prevented by adding special ingredients to the semen diluent. Cryoprotectants in retailers are needed to protect spermatozoa cells both extracellularly and intracellularly. Examples of extracellular cryoprotectants are dimethyl sulfoxide and glycerol, while intracellular cryoprotectants include several types of sugar, such as trehalose (Murray and Gibson, 2022), sucrose, lactose, glucose or fructose (Gómez-Fernández *et al.*, 2012). The addition of sugar has proven effective as a cryoprotectant agent on chicken spermatozoa (Thananurak *et al.*, 2019; Stanishevskaya *et al.*, 2021). Apart from being a cryoprotectant, sugar also acts as an energy source (Zhang *et al.*, 2023; Gholami *et al.*, 2023). Previous reports showed that sugar alcohols such as sorbitol were more effective in maintaining mammalian sperm quality during cryoprotection (Pojprasath *et al.*, 2011; Wu *et al.*, 2016), but this finding has not been reported for avian sperm.

Poultry sperm cell membranes, rich in polyunsaturated fatty acids (PUFA, Mussa *et al.*, 2021), are susceptible to damage from ROS (Collodel *et al.*, 2022). Additional antioxidants can reduce the impact of sperm damage due to ROS and cold shock, improving post-thawing semen quality (Amidi *et al.*, 2016). Butylated hydroxytoluene (BHT), an antioxidant, effectively reduces ROS levels (Zhao *et al.*, 2018), as evidenced by the ability to maintain the quality of mammalian sperm during the cryopreservation process (Merino *et al.*, 2015; Seifi-Jamadi *et al.*, 2016; Jara *et al.* 2019; Sun *et al.*, 2020). Previous studies reported the effectiveness in maintaining the quality of Gaga chicken sperm during liquid storage (Khaeruddin *et al.*, 2024a). Despite the widespread usage, the effect of sorbitol and combination with BHT on the quality of chicken sperm during the cryopreservation process has not been reported. Therefore, the current study aimed to assess how adding sorbitol and butylated hydroxytoluene (BHT) to the diluent affects the structure and ultrastructure of Gaga chicken sperm during freeze-thawing.

MATERIALS AND METHODS

Ethical approval

The University of Brawijaya Research Ethics Committee, Indonesia, granted Approval No: 020-KEP-UB-2023 for the procedures and animals used in this study.

Diluent preparation

The primary diluent utilized was egg yolk-Ringer's lactate (EYRL), consisting of 90% Ringer's lactate and 10% chicken egg yolk, which was homogenized and centrifuged at 3000 rpm for 15 minutes. The Ringer's lactate solution (PT. Widatra Bakti, Indonesia) contained 3 g sodium chloride, 1.55 g sodium lactate, 0.1 g calcium chloride, and 0.155 g potassium chloride dissolved in 500 ml of sterile water. After centrifugation, the supernatant was collected, and 1000 IU penicillin (PT Meiji, Indonesia), 1 mg/ml streptomycin (PT Meiji, Indonesia), and 7% dimethyl sulfoxide (Merck KGaA, Germany) were added. Subsequently, the diluent was divided into 4 tubes with 3 mM BHT (Sigma, US) and 2% sorbitol (Merck KGaA, Germany) added. The treatment composition was EYRL (control, osmolality 1586 mOsm/kg), EYRL + BHT (osmolality 1605 mOsm/kg), EYRL + sorbitol (osmolality 1615 mOsm/kg), and EYRL + BHT + sorbitol (osmolality 1682 mOsm/kg).

Chicken maintenance and semen collection

Four Gaga chickens aged 12 months obtained from breeders in Malang Regency, East Java, Indonesia were used as a source of semen for cryopreservation. The chickens were kept in individual cages measuring 55 x 60 x 60 cm³ and were given commercial feed (PT New Hope, East Java, Indonesia, 17% crude protein, 2800-2900 kcal/kg energy metabolism, 3% crude fat, and 14% ash) at 100 gr/day alongside drinking water *ad libitum*. Semen was collected using tuberculin spoid by massaging each individual (Kucera and Heidinger, 2018). The Semen collected from each individual was evaluated macroscopically and microscopically, and semen that met the requirements (motility > 70%, viability > 90%, and abnormalities < 20%) were used for the next stage. The semen collected from each individual ranged from 0.1 to 0.2 ml, which was mixed (pooled) was processed further to the dilution and cryopreservation stages.

Cryopreservation stages

Semen was divided into 4 microtubes and diluted based on treatment followed by packaging with a minimum concentration of 200 million per straw (IMV, France). The straw was equilibrated at a temperature of 5 °C for 2 hours (Wahjuningsih *et al.*, 2024), then pre-freezing was carried out in a styrofoam box by placing the straw 3 cm above the surface of liquid nitrogen (Madeddu *et al.*, 2016) for 10 minutes (Mosca *et al.*, 2016). The straw was equilibrated at 5°C for 2 hours (Wahjuningsih *et al.*, 2024). Following this, pre-freezing was performed by placing the straw 3 cm above the surface of liquid nitrogen in a styrofoam box (Madeddu *et al.*, 2016) for 10 minutes (Mosca *et al.*, 2016). Subsequently, the straw was stored in a tank filled with liquid nitrogen (-196 °C) for 24 hours and thawed in a water bath for 30 seconds in water at 37°C (Shah *et al.*, 2016; Wahjuningsih *et al.*, 2024).

Semen evaluation

Plasma membrane integrity

Plasma membrane integrity was assessed using a hypoosmotic swelling test (HOST) solution, which contained 0.9 g of fructose and 0.49 g of sodium citrate in 100 μ l of distilled water. Approximately 10 μ l of liquid semen was mixed with 100 μ l of HOST solution and incubated at 37°C for 30 minutes (Mehdipour et al., 2016; Najafi et al., 2019). The solution was then fixed onto a glass slide using eosin-nigrosin solution, dried, and observed under a light microscope (Olympus CX23, Japan) at 400x magnification (Figure 1). Sperm with intact plasma membranes were identified according to the criteria outlined by Santiago-Moreno et al. (2009), including bent tail, knotted tail tip, bent midpiece, as well as shortened and thickened tail.

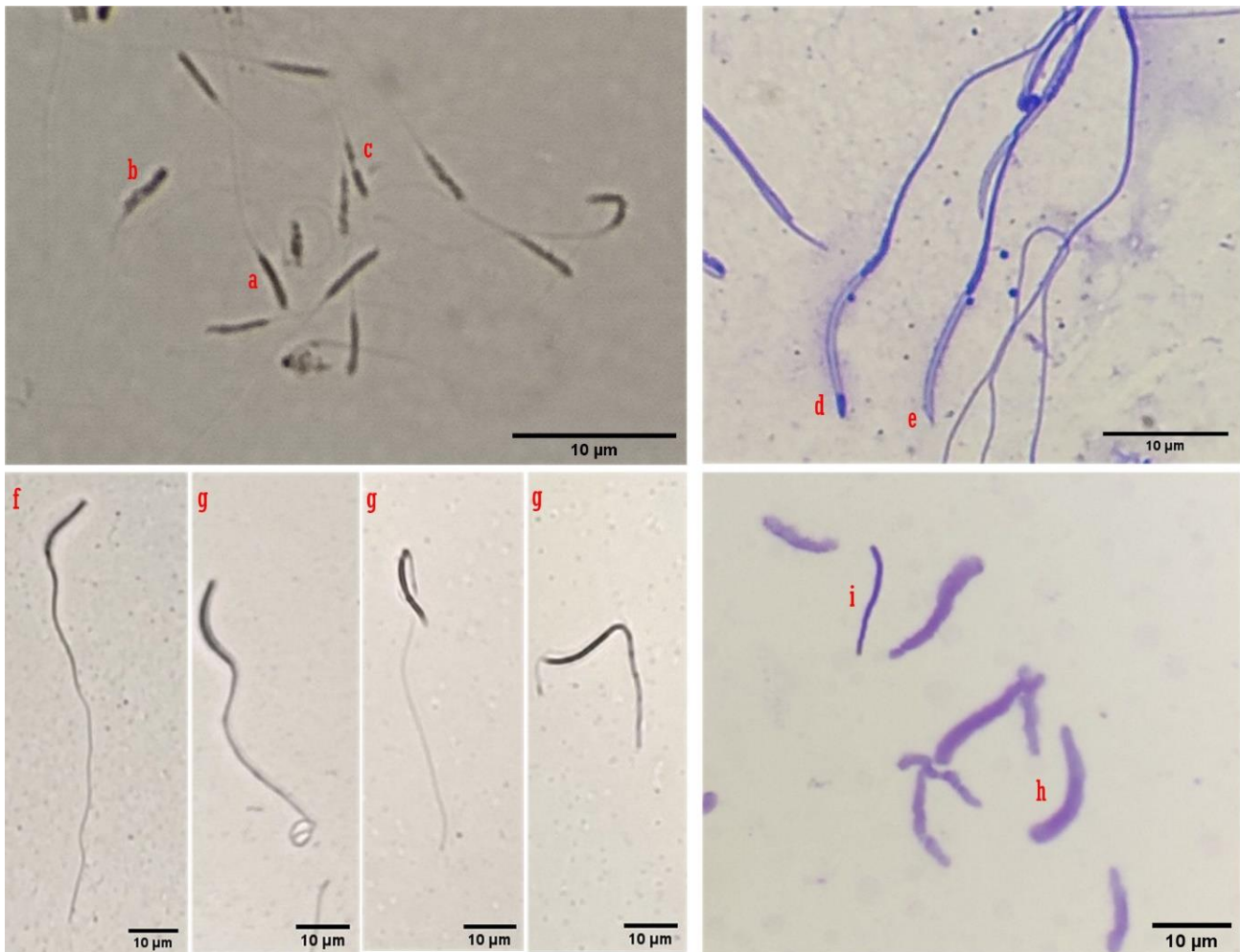


Figure 1. Gaga chicken sperm structure using a light microscope (with 1000x magnification). Mitochondrial functionality (**a**: DAB I, **b**: DAB II, **c**: DAB III), acrosome integrity (**d**: Intact, **e**: Damaged), plasma membrane integrity (**f**: intact membrane, **g**: damaged membrane) and DNA damage (**h**: Intact, **i**: Damaged)

Acrosome integrity

A drop of semen was placed on a glass slide, mixed with 5% formalin, and then thinly smeared on the slide. The samples were re-fixed in a 5% formalin solution for 30 minutes at 37°C, then rinsed and air-dried (Khaeruddin et al., 2024a). Following this, the samples were stained using Coomassie Brilliant Blue solution [0.25% Coomassie Brilliant Blue R 250 (BBI Life Sciences, Canada) in a solution of 25% methanol and 10% glacial acetic acid] for 5 minutes, followed by rinsing and air-drying. The observation was conducted under a light microscope at 1000x magnification (dropped with immersion oil) (Figure 1), with intact acrosomes appearing blue and thick while incomplete acrosomes were less colored or thin (Silyukova et al., 2022).

Mitochondrial functionality

Mitochondrial functionality was observed using 3,3'-diaminobenzidine (DAB) dye (Sigma-Aldrich, US). Semen was diluted in a DAB solution (1 mg/mL phosphate-buffered saline), covered with aluminum foil, and incubated for 1 hour at 37°C. Approximately 10 μ l of the solution was then smeared on a glass slide and air-dried. Subsequently,

observation was conducted using a light microscope with 1000x magnification (dropped with immersion oil) on 200 sperm cells (Figure 1). Mitochondrial activity was divided into 4 categories, namely DAB I (100% active), DAB II (> 50% active), DAB III (< 50% active), and DAB IV (inactive) (Rui *et al.*, 2017).

DNA damage

DNA damage was observed using toluidine blue O dye (Merck KGaA, Germany), in this process, semen was spread thinly on a glass object and air-dried. The preparation was fixed for 30 minutes in a solution of 96% ethanol-acetone (1:1) at 4 °C and air-dried. Subsequently, hydrolysis was carried out for 5 minutes in 0.1 N HCl solution at a temperature of 4 °C, followed by rinsing three times with an interval of 2 minutes and air drying. The preparation was dripped with toluidine blue O and left at room temperature for 20 minutes, then rinsed and air dried. Observations were carried out under a light microscope at 400x magnification (Figure 1). Sperm heads with damaged DNA were marked in dark blue while intact DNA was colored bright blue (Rui *et al.*, 2017; Khaeruddin *et al.*, 2024a).

Sperm ultrastructural analysis

Sperm ultrastructural analysis was performed using field-emission scanning electron microscopy (FE-SEM) (FEI Quanta 600, US). The sample preparation involved washing the semen with physiological NaCl, and then fixing it with 2.5% glutaraldehyde for 3-4 hours. This was followed by washing with pH 8 phosphate buffer saline (PBS) three times for 5 minutes each, dehydrating with graded alcohol, and then attaching to a stub. Subsequently, the stub was attached and coated with gold. The sample was analyzed by FE-SEM (FEI Quanta 600, US) at 20,000x magnification with an acceleration voltage of 10 kV.

Statistical analysis

This study used a completely randomized design with 4 treatments and 10 replications. Sperm quality data was analyzed for variance (ANOVA), and Duncan's multiple range test was performed when a significant effect ($p < 0.05$) was found. Ultrastructural data was analyzed descriptively and all analyses were conducted using IBM SPSS Statistics 25 software.

RESULTS

Plasma membrane integrity

The results indicated that adding sorbitol and BHT to EYLR did not significantly impact ($p > 0.05$) the plasma membrane integrity of Gaga chicken sperm before freezing, but a significant effect was observed after thawing ($p < 0.05$, Graph 1). The addition of BHT and sorbitol in the diluent effectively maintained post-thawing plasma membrane integrity (65.47-70.02%) compared to control groups (58.43%). Before freezing, the plasma membrane integrity was in the range of 97.22-98.35%, but a decrease was found post-thawing with a range of 58.43-70.02%.

Acrosome integrity

The addition of BHT and sorbitol in the diluent did not affect the acrosome integrity of Gaga chicken sperm before freezing and post-thawing ($p > 0.05$, Table 1). The range of acrosome integrity before freezing was 97.23-97.9% which decreased to 40.95-42.57% post-thawing.

DNA damage

The results showed that the addition of BHT and sorbitol in EYLR diluent did not affect sperm DNA damage before freezing and post-thawing ($p > 0.05$, Table 2). The range of DNA damage before freezing was relatively low, namely 1.49-1.86, which increased slightly post-thawing to 2.59-3.14%.

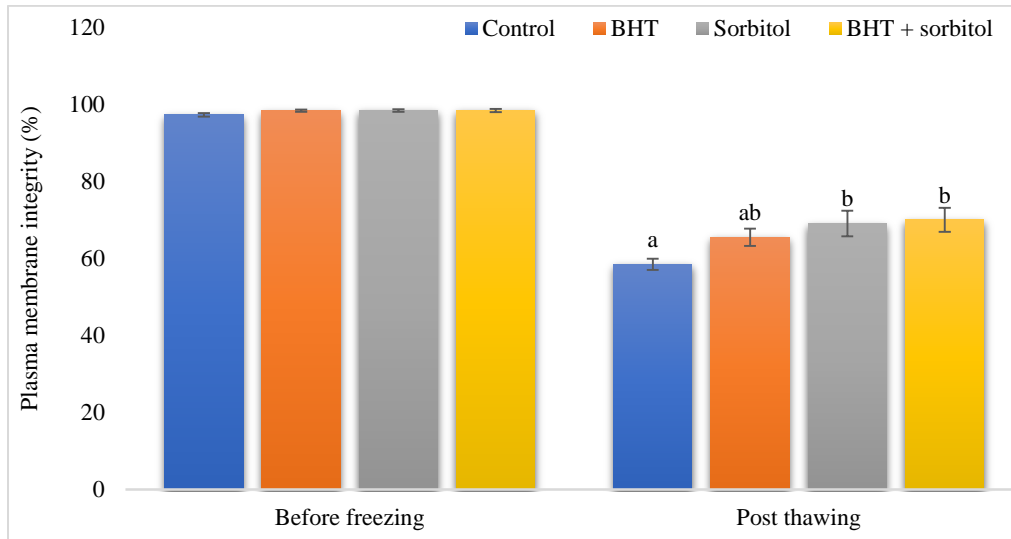
Mitochondria functionality

The addition of BHT and sorbitol in the diluent did not affect the mitochondrial functionality of sperm ($p > 0.05$) before freezing but had a significant effect on post-thawing ($p < 0.05$, DAB I and DAB II, Graph 2). The range of DAB I (100% active mitochondria) before freezing decreased post-thawing, where the addition of sorbitol and combination with BHT in the diluent produced a higher percentage, namely 58.9-63.59%.

Sperm surface ultrastructure

The ultrastructural analysis results of spermatozoa using FE-SEM (Figure 2 a-i) showed that chicken sperm before freezing (fresh semen) had an intact head and acrosome (Figure 2a), as well as sperm post thawing with the addition of BHT + sorbitol (Figure 2b), while post-thawing sperm without BHT and sorbitol experienced damage to the head (Figure 2c). The midpiece of the sperm before freezing looked intact (Figure 2d), as did the post thawing sperm with the addition of BHT + sorbitol (Figure 2e), while the midpiece of the sperm post thawing without BHT and sorbitol

was damaged (Figure 2f). The sperm tail before freezing looked intact (Figure 2g), as did the sperm post thawing with the addition of BHT + sorbitol (Figure 2h), while the sperm tail post thawing without BHT and sorbitol tended to experience damage (Figure 2i).



Graph 1. Plasma membrane integrity percentage of Gaga chicken sperm during cryopreservation with the addition of butylated hydroxytoluene (BHT) and sorbitol in the diluent

Table 1. Acrosome integrity percentage of Gaga chicken sperm before freezing and post-thawing with the addition of butylated hydroxytoluene (BHT) and sorbitol to the diluent

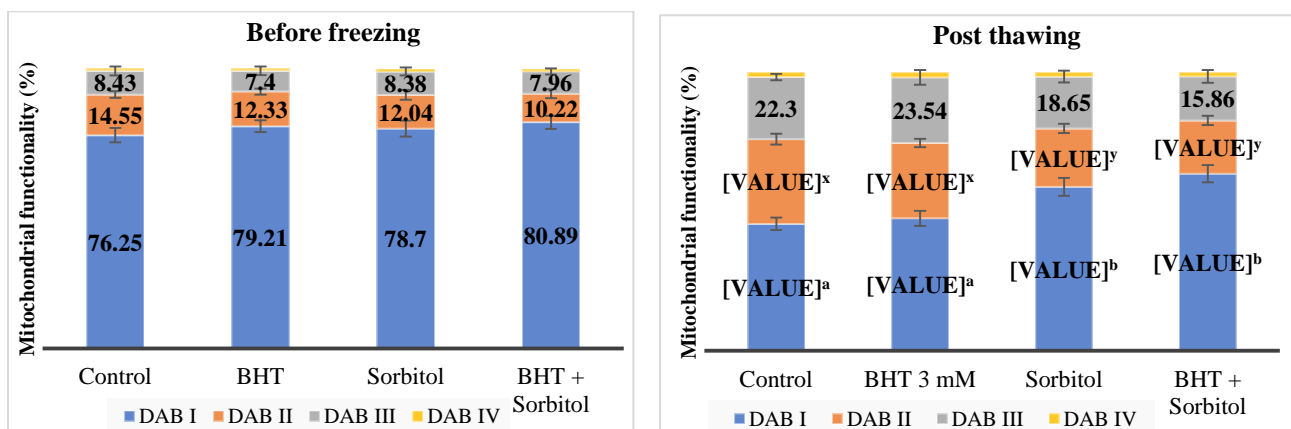
Treatments	Before freezing	Post thawing
Control	97.23 ± 0.69	40.95 ± 2.68
BHT	97.53 ± 0.50	42.22 ± 3.29
Sorbitol	97.78 ± 0.48	42.57 ± 3.33
BHT + Sorbitol	97.90 ± 0.52	42.55 ± 2.54

Control: EYLR diluent, BHT: EYLR diluent + 3 mM BHT, sorbitol: EYLR diluent + 2% sorbitol, and BHT + sorbitol: EYLR diluent + 3 mM BHT + 2% sorbitol.

Table 2. DNA damage percentage of Gaga chicken sperm before freezing and post-thawing with the addition of butylated hydroxytoluene (BHT) and sorbitol to the diluent

Treatments	Before freezing	Post thawing
Control	1.86 ± 0.20	3.14 ± 0.38
BHT	1.49 ± 0.11	3.01 ± 0.39
Sorbitol	1.74 ± 0.22	2.67 ± 0.35
BHT + Sorbitol	1.61 ± 0.23	2.59 ± 0.36

Control: EYLR diluent, BHT: EYLR diluent + 3 mM BHT, sorbitol: EYLR diluent + 2% sorbitol, and BHT + sorbitol: EYLR diluent + 3 mM BHT + 2% sorbitol.



Graph 2. Mitochondrial functionality percentage of Gaga chicken sperm during cryopreservation with the addition of butylated hydroxytoluene (BHT) and sorbitol in the diluent. **DAB I:** 100% mitochondria active, **DAB II:** > 50% mitochondria active, **DAB III:** < 50% mitochondria active, and **DAB IV:** Mitochondria inactive




Figure 2. Surface ultrastructural observations of the Gaga sperm surface using the FE-SEM instrument with 20000x magnification. **a:** Sperm heads (fresh semen), **b:** Post-thawing sperm heads (butylated hydroxytoluene + sorbitol), **c:** Post-thawing sperm heads (control), **d:** Sperm midpiece (fresh semen), **e:** Sperm midpiece post thawing (butylated hydroxytoluene + sorbitol), **f:** Sperm midpiece post thawing (control), **g:** Sperm tail (fresh semen), **h:** Post thawing sperm tail (butylated hydroxytoluene + sorbitol), **i:** Post thawing sperm tail (control)

DISCUSSION

Analyzing the structure and ultrastructure of sperm after freezing is crucial as intact sperm are vital for successful fertilization in artificial insemination. This study was one of the first to examine the effects of sorbitol and BHT combination as a diluent on the structure and surface ultrastructure of Gaga chicken sperm in the cryopreservation process. Based on the results, the addition of sorbitol and combination with BHT effectively maintained the integrity of the plasma membrane post-thawing. Sorbitol acts as an antioxidant by donating hydrogen to free radicals, thereby preventing lipid peroxidation in the membrane.

According to [Peshev et al. \(2013\)](#), sugar can act as a hydroxyl (OH) scavenger through the transfer of hydrogen atoms. Sugar alcohol acts as an antioxidant by scavenging oxy-radicals thereby preventing oxidative stress in cells ([Kang et al., 2007](#)). More specifically, sorbitol functions by scavenging OHI radicals ([Faraji and Linsay, 2004](#)) and superoxide radicals up to 28% ([Truffin et al., 2021](#)). As cryoprotectants, sugar alcohols protect proteins from aggregation by inhibiting denaturation caused by ice crystal growth and preventing intermolecular hydrophobic interactions as cryoprotectants, sugar alcohols safeguard proteins from aggregation by preventing denaturation due to ice crystal formation and blocking intermolecular hydrophobic interactions ([Zhu et al., 2023](#)). [Santivarangkna et al. \(2010\)](#) suggest that sorbitol protects cells by suppressing the membrane phase transition temperature through interactions with phosphate groups. [Takahashi and Hatta \(2001\)](#) also stated that the compound reduced the interface area between the lipid and water phases. According to [Hincha and Hageman \(2004\)](#), sorbitol showed better protection against membrane leakage than disaccharides. It was proven more effective than other types of sugar in maintaining the integrity of sperm membranes after freezing ([Wu et al., 2016](#)). Sorbitol may play an important role in bacterial cell protection, by stabilizing the membrane bilayer or fluidity, and cell recovery from stress ([Sootsuwan et al., 2013](#)). Meanwhile, BHT, a phenolic compound is a synthetic antioxidant that eliminates or deactivates free radicals formed during initiation or propagation reactions, inhibiting chain reactions ([Fasihnia et al., 2020](#)).

The freezing process in this study caused a decrease in sperm membrane integrity post-thawing. The formation of ice crystals is one of the main sources of physical damage to sperm membranes ([Upadhyay et al., 2021](#); [Lee et al., 2023](#)). Another cause of membrane damage in the cryopreservation process is excessive ROS production which triggers changes in membrane proteins, lipids, and carbohydrates due to reduced disulfide bonds between proteins, peroxidation of membrane phospholipids, and modification of the sperm glycocalyx. These changes cause sperm to become brittle and lose their semipermeable properties ([Peris-Frau et al., 2020](#)). The average post-thawing plasma membrane integrity value was higher than previous studies, which used Beltsville Poultry Semen Extender (BPSE) diluent added with lycopene-loaded nanoliposomes (42.46-62.71%, [Najafi et al., 2018](#)), and Lake diluent added with MitoQ (55-64%, [Alipour-Jenaghard et al., 2023](#)). However, the result was almost the same as [Stanishevskaya et al. \(2021\)](#) which obtained a value of 67.2-69.3% using Leningrad Cryoprotective Medium diluent added with disaccharides.

Based on the results, the addition of sorbitol and BHT to the diluent had no significant effect on acrosome integrity and DNA damage. Freezing caused a decrease in acrosome integrity and slightly increased DNA damage. Cryopreservation harms acrosome morphology, motility, and enzyme activity in sperm ([Sun et al., 2021b](#)). Freezing affects the acrosomal membrane and induces pre-acrosomal reactions ([Khan et al., 2021](#)). Acrosome integrity in this study was higher compared to values obtained in previous studies including 22.8-30.46% using Sasaki diluent ([Ruiz et al., 2024](#)) and 35.16-53.16% with Lake diluent ([Sun et al., 2021a](#)). Freezing caused a slight increase in DNA damage as reported by [Glozzi et al. \(2011\)](#) which recorded low sensitivity of chicken sperm to DNA fragmentation during the freezing process. Post-thawing sperm DNA damage in this study was lower than the results of previous studies using Lake diluent, namely 8-13.6% ([Masoudi et al., 2021](#)) and 19.82% ([Glozzi et al., 2011](#)).

The cryopreservation process caused a decrease in mitochondrial functionality in this study. Post-thawing sperm ROS accumulation causes damage to the mitochondrial structure, changes in membrane potential difference and respiratory function, as well as decreased adenosine triphosphate (ATP) production and sperm motility ([Fang et al., 2014](#); [Słowińska et al., 2018](#); [Zhang et al., 2021](#); [Song et al., 2024](#)). Abnormal ROS concentrations can disrupt the relationship between electron transport and oxidative phosphorylation leading to loss of mitochondrial function ([Marcantonini et al., 2022](#)). Continuous accumulation of ROS in cells damages mt-DNA and causes mitochondrial dysfunction ([Song et al., 2024](#)).

The addition of sorbitol and combination with BHT effectively maintained post-thawing spermatozoa mitochondrial functionality. This may be due to the ability of the treatment to maintain plasma membrane integrity thereby limiting the entry of excessive amounts of calcium into cells. Mitochondria actively contribute to cellular calcium buffering, but excess accumulation beyond physiological requirements leads to the opening of the mitochondrial permeability transition pore (mPTP), triggering apoptotic or necrotic cell death ([Matuz-Mares et al., 2022](#)). Calcium

accumulation can disrupt mitochondrial function, causing a decrease in ATP production as well as an increase in the release of ROS (Santulli et al., 2015). Defects in spermatozoa mitochondrial function greatly disrupt energy production required for motility. This explains the low sperm motility in the treatment without sorbitol and BHT observed (Khaeruddin et al., 2024b).

Ultrastructural observations offer clearer insights into the condition of the sperm surface. The freezing process damaged the sperm at the head, midpiece, and tail region but the addition of sorbitol and BHT in the diluent mitigated this damage. The results are in line with several ultrastructural analyses of cryopreserved chicken sperm in previous studies which found acrosome disruption, neck damage, loss of plasma membrane in the head (Heng et al., 2022), reduced mitochondrial matrix density (Zong et al., 2023), as well as uneven distribution of plasma and mitochondrial sheaths (Chen et al., 2024). Severe damage occurred in the middle part after cryoprepression in the control treatment. The midpiece contains mitochondria which contribute to energy metabolism (Blesbois, 2018), crucial for the progressive movement of spermatozoa (Sangani et al., 2017). The ROS can attack the plasma membrane and sperm mitochondria leading to dysfunction, release of cytochrome C into the cytoplasm, and initiation of cell apoptosis (Zhang et al., 2021).

Damage to sperm structure after freezing may be caused by ice crystallization, oxidative stress, heat shock, and osmotic shock (O'Neill et al., 2019). Poultry sperm have a higher amount of polyunsaturated fatty acids in the plasma membrane than several mammalian species (Najafi et al., 2020), increasing susceptibility to damage during the freezing process (Zong et al., 2023). An imbalance between the cellular antioxidant defense system and the production of ROS during freezing triggers oxidative stress which is the main cause of damage to sperm (Peña et al., 2019).

The combination of sorbitol and BHT prevents damage to sperm structure by maintaining membrane integrity due to their properties as an extracellular cryoprotectant and antioxidant respectively. The plasma membrane is a semipermeable barrier that protects the extracellular environment (Ray et al., 2016). Therefore, an intact plasma membrane is crucial to protect cell organelles such as mitochondria, nucleus, and acrosome from damage by external factors. The ability of cryoprotectant materials to maintain the ultrastructure of chicken sperm during freezing was also reported by Heng et al. (2022).

CONCLUSION

In conclusion, the addition of sorbitol 2% and combination with butylated hydroxytoluene (BHT) 3 mM effectively maintained plasma membrane integrity, mitochondrial functionality, and surface ultrastructure of Gaga chicken sperm during cryopreservation. Further studies are needed to evaluate the effects of sorbitol and BHT in diluents on sperm fertility after artificial insemination.

DECLARATIONS

Acknowledgments

The author thanks the Center for Higher Education Funding (BPPT) and Indonesia Endowment Funds for Education (LPDP). The author also thanks the Integrated Research Laboratory, Brawijaya University.

Funding

This research was funded by the Center for Higher Education Funding (BPPT) and Indonesia Endowment Funds for Education (LPDP), with grant number 1184/j5.2.3./bpi.06/10/2021.

Authors' contributions

Khaeruddin conducted research, laboratory work, and data analysis, and wrote the first version of the manuscripts. Gatot Ciptadi conducted laboratory work. Muhammad Yusuf revised the manuscript. Suyadi conducted sampling. Muhammad Halim Natsir conducted the statistical analysis. Herry Agoes Hermadi conducted the methodology and approved the final revision. Sri Wahjuningsih conducted the methodology and sampling. All the authors read and approved the final version of the manuscript.

Competing interests

The authors have not declared any conflict of interest.

Ethical considerations

Ethical issues (including plagiarism, consent to publish, misconduct, data fabrication and/or falsification, double publication and/or submission, and redundancy) have been checked by all the authors.

Availability of data and materials

All data of the current study are available upon reasonable requests from the authors.

REFERENCES

- Alipour-Jenaghard P, Daghigh-Kia H, Masoudi R, Moghaddam G, and Qasemi-Panahi B (2023). Mitochondria-targeted antioxidant MitoQ improves rooster's cooled sperm quality indicators and reproductive performance. *Theriogenology*, 197: 26-30. DOI: <https://www.doi.org/10.1016/j.theriogenology.2022.11.034>
- Amidi F, Pazhohan A, Shabani Nashtaei M, Khodarahmian M, and Nekoonam S (2016). The role of antioxidants in sperm freezing: A review. *Cell and Tissue Banking*, 17(4): 745-756. DOI: <https://www.doi.org/10.1007/s10561-016-9566-5>
- Blesbois E (2018). Bird reproduction overview. In: M. K. Skinner (Editor), *Encyclopedia of reproduction*. Vol. VI. Academic Press., Cambridge, pp. 579-585. DOI: <https://www.doi.org/10.1016/B978-0-12-809633-8.20636-5>
- Bugiwati SRA and Ashari F (2013). Crowing sound analysis of Gaga' chicken: Local chicken from South Sulawesi Indonesia. *International Journal of Plant, Animal and Environmental Sciences*, 3(2): 162-168. Available at: https://www.fortunejournals.com/ijpaes/admin/php/uploads/330_pdf.pdf
- Chen X, Liu J, Liu Y, Li X, An D, Liu X, and Zhang L (2024). Alpha-lipoic acid improves cryopreservation of rooster semen by reducing oxidative stress. *Poultry Science*, 103(5): 103632. DOI: <https://www.doi.org/10.1016/j.psj.2024.103632>
- Collodel G, Moretti E, Noto D, Corsaro R, and Signorini C (2022). Oxidation of polyunsaturated fatty acids as a promising area of research in infertility. *Antioxidants*, 11(5): 1002. DOI: <https://www.doi.org/10.3390/antiox11051002>
- Fang L, Bai C, Chen Y, Dai J, Xiang Y, Ji X, Huang C, and Dong Q (2014). Inhibition of ROS production through mitochondria-targeted antioxidant and mitochondrial uncoupling increases post-thaw sperm viability in yellow catfish. *Cryobiology*, 69(3): 386-393. DOI: <https://www.doi.org/10.1016/j.cryobiol.2014.09.005>
- Faraji H and Lindsay RC (2004). Characterization of the antioxidant activity of sugars and polyhydric alcohols in fish oil emulsions. *Journal of Agricultural and Food Chemistry*, 52(23): 7164-7171. DOI: <https://www.doi.org/10.1021/jf035291k>
- Fasihnia SH, Peighambaroust SH, Peighambaroust SJ, Oromiehie A, Soltanzadeh M, and Peressini D (2020). Migration analysis, antioxidant, and mechanical characterization of polypropylene-based active food packaging films loaded with BHA, BHT, and TBHQ. *Journal of Food Science*, 85(8): 2317-2328. DOI: <https://www.doi.org/10.1111/1750-3841.15337>
- Gómez-Fernández J, Gómez-Izquierdo E, Tomás C, Mocé E, and de Mercado E (2012). Effect of different monosaccharides and disaccharides on boar sperm quality after cryopreservation. *Animal Reproduction Science*, 133(1-2): 109-116. DOI: <https://www.doi.org/10.1016/j.anireprosci.2012.06.010>
- Gholami D, Sharafi M, Esmaeili V, Nadri T, Alaei L, Riazi G, and Shahverdi A (2023). Beneficial effects of trehalose and gentiobiose on human sperm cryopreservation. *PLoS One*, 18(4): e0271210. DOI: <https://www.doi.org/10.1371/journal.pone.0271210>
- Gliozzi TM, Zaniboni L, and Cerolini S (2011). DNA fragmentation in chicken spermatozoa during cryopreservation. *Theriogenology*, 75(9): 1613-1622. DOI: <https://www.doi.org/10.1016/j.theriogenology.2011.01.001>
- Jara B, Merino O, Sánchez R, and Risopatrón J (2019). Positive effect of butylated hydroxytoluene (BHT) on the quality of cryopreserved cat spermatozoa. *Cryobiology*, 89: 76-81. DOI: <https://www.doi.org/10.1016/j.cryobiol.2019.05.003>
- Heng N, Zhao ZX, Guo Y, Gao S, Cai DL, Fu BF, Sheng XH, Wang XG, Xing K, Xiao LF et al. (2022). RhoA improves cryopreservation of rooster sperm through the Rho/RhoA-associated kinase/cofilin pathway. *Poultry Science*, 101(10): 102051. DOI: <https://www.doi.org/10.1016/j.psj.2022.102051>
- Hincha DK and Hagemann M (2004). Stabilization of model membranes during drying by compatible solutes involved in the stress tolerance of plants and microorganisms. *Biochemical Journal*, 383(Pt2): 277-283. DOI: <https://www.doi.org/10.1042/BJ20040746>
- Kang KW, Kwak SH, Yun SY, and Kim SK (2007). Evaluation of antioxidant activity of sugar alcohols using TOSC (total oxy-radical scavenging capacity) assay. *Toxicological Research*, 32(2): 143-150. DOI: <https://www.doi.org/10.5487/TR.2007.23.2.143>
- Khan IM, Cao Z, Liu H, Khan A, Rahman SU, Khan MZ, Sathanawongs A, and Zhang Y (2021). Impact of cryopreservation on spermatozoa freeze-thawed traits and relevance omics to assess sperm cryo-tolerance in farm animals. *Frontiers in Veterinary Science*, 8: 609180. DOI: <https://www.doi.org/10.3389/fvets.2021.609180>
- Khaeruddin K, Ciptadi G, Yusuf M, Iswati I, Udrayana SB, and Wahjuningsih S (2024a). Effectiveness of butylated hydroxytoluene in maintaining the quality of Gaga chicken sperm in liquid storage for 72 hours. *Advanced in Animal and Veterinary Sciences*, 12(2): 371-380. DOI: <https://www.doi.org/10.17582/journal.aavs/2024/12.2.371.380>
- Khaeruddin K, Ciptadi G, Yusuf M, Sawitri W, Chotimah C, and Wahjuningsih S (2024b). Effects of sorbitol and butylated hydroxytoluene on quality, lipid peroxidation, and intracellular calcium concentration of Gaga chicken frozen sperm. *International Journal of Agriculture and Biology*, 32: 62-70. DOI: <https://www.doi.org/10.17957/IJAB/15.2177>
- Khaeruddin K, Wahjuningsih S, Ciptadi G, Yusuf M, Hermawansyah H, and Sahiruddin S (2022). Cryopreservation of Gaga' chicken semen from South Sulawesi, Indonesia with the addition of L-carnitine, hyaluronic acid, sucrose and their combination in diluent. *Biodiversitas Journal of Biological Diversity*, 23(6): 3297-3302. DOI: <https://www.doi.org/10.13057/biodiv/d230659>
- Kucera AC and Heidinger BJ (2018). Avian semen collection by cloacal massage and isolation of DNA from sperm. *Journal of Visualized Experiments*, 132: e55324. DOI: <https://www.doi.org/10.3791/55324>
- Kumar KP, Swathi B, and Shanmugam M (2019). Effect of supplementing vitamin E analogues on post-thaw semen parameters and fertility in chicken. *British Poultry Science*, 60(3): 340-345. DOI: <https://www.doi.org/10.1080/00071668.2019.1602249>
- Lee S, Kim YM, Cheong HT, Park CK, and Lee SH (2023). Effect of magnetized freezing extender on membrane damages, motility, and fertility of boar sperm following cryopreservation. *Animals*, 13(4): 634. DOI: <https://www.doi.org/10.3390/ani13040634>
- Madeddu M, Mosca F, Sayed AA, Zaniboni L, Mangiagalli MG, Colombo E, and Cerolini S (2016). Effect of cooling rate on the survival of cryopreserved rooster sperm: Comparison of different distances in the vapor above the surface of the liquid nitrogen. *Animal Reproduction Science*, 171: 58-64. DOI: <https://www.doi.org/10.1016/j.anireprosci.2016.05.014>
- Marcantonini G, Bartolini D, Zatini L, Costa S, Passerini M, Rende M, Luca G, Basta G, Murdolo G, Calafiore R et al. (2022). Natural cryoprotective and cytoprotective agents in cryopreservation: A focus on melatonin. *Molecules*, 27(10): 3254. DOI: <https://www.doi.org/10.3390/molecules27103254>

- Masoudi R, Asadzadeh N, and Sharafi M (2021). Effects of freezing extender supplementation with mitochondria-targeted antioxidant Mito-TEMPO on frozen-thawed rooster semen quality and reproductive performance. *Animal Reproduction Science*, 225: 106671. DOI: <https://www.doi.org/10.1016/j.anireprosci.2020.106671>
- Matuz-Mares D, González-Andrade M, Araiza-Villanueva MG, Vilchis-Landeros MM, and Vázquez-Meza H (2022). Mitochondrial calcium: Effects of its imbalance in disease. *Antioxidants*, 11(5): 801. DOI: <https://www.doi.org/10.3390/antiox11050801>
- Mehdipour M, Kia HD, Najafi A, Dodaran HV, and García-Álvarez O (2016). Effect of green tea (*Camellia sinensis*) extract and pre-freezing equilibration time on the post-thawing quality of ram semen cryopreserved in a soybean lecithin-based extender. *Cryobiology*, 73(3): 297-303. DOI: <https://www.doi.org/10.1016/j.cryobiol.2016.10.008>
- Merino O, Aguagüiña WE, Esponda P, Risopatrón J, Isachenko E, Isachenko V, and Sánchez R (2015). Protective effect of butylated hydroxytoluene on sperm function in human spermatozoa cryopreserved by vitrification technique. *Andrologia*, 47(2): 186-193. DOI: <https://www.doi.org/10.1111/and.12246>
- Mosca F, Madeddu M, Sayed AA, Zaniboni L, Iaffaldano N, and Cerolini S (2016). Combined effect of permeant and non-permeant cryoprotectants on the quality of frozen/thawed chicken sperm. *Cryobiology*, 73(3): 343-347. DOI: <https://www.doi.org/10.1016/j.cryobiol.2016.10.001>
- Mussa NJ, Ratchamak R, Ratsiri T, Vongpralub T, Boonkum W, Semaming Y, and Chankitisakul V (2021). Lipid profile of sperm cells in Thai native and commercial roosters and its impact on cryopreserved semen quality. *Tropical Animal Health and Production*, 53(2): 321. DOI: <https://www.doi.org/10.1007/s11250-021-02664-9>
- Murray KA and Gibson MI (2022). Chemical approaches to cryopreservation. *Nature Reviews Chemistry*, 6(8): 579-593. DOI: <https://www.doi.org/10.1038/s41570-022-00407-4>
- Najafi A, Taheri RA, Mehdipour M, Farnoosh G, and Martínez-Pastor F (2018). Lycopene-loaded nanoliposomes improve the performance of a modified Beltsville extender broiler breeder roosters. *Animal Reproduction Science*, 195: 168-175. DOI: <https://www.doi.org/10.1016/j.anireprosci.2018.05.021>
- Najafi, A, Kia HD, Mehdipour M, Hamishehkar H, and Álvarez-Rodríguez M (2020). Effect of quercetin loaded liposomes or nanostructured lipid carrier (NLC) on post-thawed sperm quality and fertility of rooster sperm. *Theriogenology*, 152: 122-128. DOI: <https://www.doi.org/10.1016/j.theriogenology.2020.04.033>
- Najafi A, Taheri RA, Mehdipour M, Martínez-Pastor F, Rouhollahi J, and Nourani MR (2019). Improvement of post-thawed sperm quality in broiler breeder roosters by ellagic acid-loaded liposomes. *Poultry Science*, 98(1): 440-446. DOI: <https://www.doi.org/10.3382/ps/pey353>
- O'Neill HC, Nikoloska M, Ho H, Doshi A, and Maalouf W (2019). Improved cryopreservation of spermatozoa using vitrification: comparison of cryoprotectants and a novel device for long-term storage. *Journal of Assisted Reproduction and Genetics*, 36: 1713-1720. DOI: <https://www.doi.org/10.1007/s10815-019-01505-x>
- Partyka A, Łukaszewicz E, and Nizański W (2012). Effect of cryopreservation on sperm parameters, lipid peroxidation and antioxidant enzymes activity in fowl semen. *Theriogenology*, 77: 1497-1504. DOI: <https://www.doi.org/10.1016/j.theriogenology.2011.11.006>
- Peña FJ, O'Flaherty C, Rodríguez JMO, Cano FEM, Gaitskell-Phillips GL, Gil MC, and Ferrusola CO (2019). Redox regulation and oxidative stress: The particular case of the stallion spermatozoa. *Antioxidants*, 8(11): 567. DOI: <https://www.doi.org/10.3390/antiox8110567>
- Peshev D, Vergauwen R, Moglia A, Hideg É, and Van den Ende W (2013). Towards understanding vacuolar antioxidant mechanisms: a role for fructans?. *Journal of Experimental Botany*, 64(4): 1025-1038. DOI: <https://www.doi.org/10.1093/jxb/ers377>
- Peris-Frau P, Soler AJ, Iniesta-Cuerda M, Martín-Maestro A, Sánchez-Ajofrín I, Medina-Chávez DA, Fernández-Santos MR, García-Álvarez O, Maroto-Morales A, Montoro V et al. (2020). Sperm cryodamage in ruminants: Understanding the molecular changes induced by the cryopreservation process to optimize sperm quality. *International Journal of Molecular Sciences*, 21(8): 2781. DOI: <https://www.doi.org/10.3390/ijms21082781>
- Pini T, Leahy T, and de Graaf SP (2018). Sublethal sperm freezing damage: Manifestations and solutions. *Theriogenology*, 118: 172-181. DOI: <https://www.doi.org/10.1016/j.theriogenology.2018.06.006>
- Pojprasath T, Lohachit C, Techakumphu M, Stout T, and Tharasanit T (2011). Improved cryopreservability of stallion sperm using a sorbitol-based freezing extender. *Theriogenology*, 75(9): 1742-1749. DOI: <https://www.doi.org/10.1016/j.theriogenology.2011.01.014>
- Ratchamak R, Authaida S, Boonkum W, and Chankitisakul V (2023). Improvement of rooster semen freezability and fertility rate after sericin supplementation in freezing semen extender. *Animal Bioscience*, 36(10): 1530. DOI: <https://www.doi.org/10.5713/ab.23.0016>
- Ray S, Kassin A, Busija AR, Rangamani P, and Patel HH (2016). The plasma membrane as a capacitor for energy and metabolism. *American Journal of Physiology-Cell Physiology*, 310(3): C181-C192. DOI: <https://www.doi.org/10.1152/ajpcell.00087.2015>
- Rui BR, Angrimani DS, Losano JDA, de Cássia Bicudo L, Nichi M, and Pereira RJ (2017). Validation of simple and cost-effective stains to assess acrosomal status, DNA damage and mitochondrial activity in rooster spermatozoa. *Animal Reproduction Science*, 187: 133-140. DOI: <https://www.doi.org/10.1016/j.anireprosci.2017.10.017>
- Ruiz ED, Ariza AG, Jurado JML, Arbulu AA, Guzmán JFB, Oria AB, Bermejo JVD, and González FJN (2024). Evaluation of the effect of the addition of an olive oil-derived antioxidant (Pectoliv-80A) in the extender for cryopreservation of rooster sperm through the use of a discriminant statistical tool. *Poultry Science*, 103(5): 103630. DOI: <https://www.doi.org/10.1016/j.psj.2024.103630>
- Sangani AK, Masoudi AA, and Torshizi RV (2017). Association of mitochondrial function and sperm progressivity in slow- and fast-growing roosters. *Poultry Science*, 96: 211-219. DOI: <https://www.doi.org/10.3382/ps/pew273>
- Santiago-Moreno J, Castaño C, Coloma MA, Gómez-Brunet A, Toledano-Díaz A, López-Sebastián A, and Campo JL (2009). Use of the hypo-osmotic swelling test and aniline blue staining to improve the evaluation of seasonal sperm variation in native Spanish free-range poultry. *Poultry Science*, 88(12): 2661-2669. DOI: <https://www.doi.org/10.3382/ps.2008-00542>
- Santivarangkna C, Naumann D, Kulozik U, and Foerst P (2010). Protective effects of sorbitol during the vacuum drying of *Lactobacillus helveticus*: An FT-IR study. *Annals of Microbiology*, 60: 235-242. DOI: <https://www.doi.org/10.1007/s13213-010-0032-5>
- Santulli G, Xie W, Reiken SR, and Marks AR (2015). Mitochondrial calcium overload is a key determinant in heart failure. *Proceedings of the National Academy of Sciences*, 112(36): 11389-11394. DOI: <https://www.doi.org/10.1073/pnas.1513047112>
- Seifi-Jamadi A, Kohram H, Zareh-Shahne A, Dehghanizadeh P, and Ahmad E (2016). Effect of various concentrations of butylated hydroxyanisole and butylated hydroxytoluene on freezing capacity of Turkman stallion sperm. *Animal Reproduction Science*, 170: 108-113. DOI: <https://www.doi.org/10.1016/j.anireprosci.2016.04.010>
- Shah SAH, Andrabi SMH, and Qureshi IZ (2016). Effect of equilibration times, freezing, and thawing rates on post-thaw quality of buffalo (*Bubalus bubalis*) bull spermatozoa. *Andrology*, 4(5): 972-976. DOI: <https://www.doi.org/10.1111/andr.12214>

- Sharafi M, Borghei-Rad SM, Hezavehei M, Shahverdi A, and Benson JD (2022). Cryopreservation of semen in domestic animals: A review of current challenges, applications, and prospective strategies. *Animals*, 12(23): 3271. DOI: <https://www.doi.org/10.3390/ani12233271>
- Silyukova Y, Fedorova E, and Stanishvskaya O (2022). Influence of technological stages of preparation of rooster semen for short-term and long-term storage on its quality characteristics. *Current Issues in Molecular Biology*, 44(11): 5531-5542. DOI: <https://www.doi.org/10.3390/cimb44110374>
- Slowińska M, Liszewska E, Judycka S, Konopka M, and Cierieszko A (2018). Mitochondrial membrane potential and reactive oxygen species in liquid stored and cryopreserved turkey (*Meleagris gallopavo*) spermatozoa. *Poultry Science*, 97(10): 3709-3717. DOI: <https://www.doi.org/10.3382/ps/pey209>
- Sootsuwan K, Thanonkeo P, Keeratirakha N, Thanonkeo S, Jaisil P, and Yamada M (2013). Sorbitol required for cell growth and ethanol production by *Zymomonas mobilis* under heat, ethanol, and osmotic stresses. *Biotechnology for Biofuels and Bioproducts*, 6: 1-13. DOI: <https://www.doi.org/10.1186/1754-6834-6-180>
- Song J, Xiao L, Zhang Z, Wang Y, Kouis P, Rasmussen LJ, and Dai F (2024). Effects of reactive oxygen species and mitochondrial dysfunction on reproductive aging. *Frontiers in Cell and Developmental Biology*, 12: 1347286. DOI: <https://www.doi.org/10.3389/fcell.2024.1347286>
- Stanishvskaya O, Silyukova Y, Pleshanov N, and Kurochkin A (2021). Role of mono- and disaccharide combination in cryoprotective medium for rooster semen to ensure cryoresistance of spermatozoa. *Molecules*, 26(19): 5920. DOI: <https://www.doi.org/10.3390/molecules26195920>
- Sun L, He M, Wu C, Zhang S, Dai J, and Zhang D (2021a). Beneficial influence of soybean lecithin nanoparticles on rooster frozen-thawed semen quality and fertility. *Animals*, 11(6): 1769. DOI: <https://www.doi.org/10.3390/ani11061769>
- Sun W, Jiang S, Su J, Zhang J, Bao X, Ding R, Shi P, Li S, Wu C, Zhao G, and Cao G (2021b). The effects of cryopreservation on the acrosome structure, enzyme activity, motility, and fertility of bovine, ovine, and goat sperm. *Animal Reproduction*, 17(4): e20200219. DOI: <https://www.doi.org/10.1590/1984-3143-ar2020-0219>
- Sun L, Wu C, Xu J, Zhang S, Dai J, and Zhang D (2020). Addition of butylated hydroxytoluene (BHT) in tris-based extender improves post-thaw quality and motion dynamics of dog spermatozoa. *Cryobiology*, 97: 71-75. DOI: <https://www.doi.org/10.1016/j.cryobiol.2020.10.006>
- Takahashi H and Hatta I (2001). Interactions of sugars with phosphatidylcholines. *Studies in Surface Science and Catalysis*, 132: 557-560. DOI: [https://www.doi.org/10.1016/S0167-2991\(01\)82152-2](https://www.doi.org/10.1016/S0167-2991(01)82152-2)
- Thananurak P, Chuaychu-Noo N, Thélie A, Phasuk Y, Vongpralub T, and Blesbois E (2019). Sucrose increases the quality and fertilizing ability of cryopreserved chicken sperms in contrast to raffinose. *Poultry Science*, 98(9): 4161-4171. DOI: <https://www.doi.org/10.3382/ps/pez196>
- Thélie A, Bailliard A, Seigneurin F, Zerjal T, Tixier-Boichard M, and Blesbois E (2019). Chicken semen cryopreservation and use for the restoration of rare genetic resources. *Poultry Science*, 98(1): 447-455. DOI: <https://www.doi.org/10.3382/ps/pey360>
- Truffin D, Häusler O, Blouet E, Ramnath M, Martin M, and Cotier S (2021). Determination of antioxidant effect of polyols in a cell free environment. In *Proceedings of the 12th World Meeting on Pharmaceutics, Biopharmaceutics and Pharmaceutical Technology*, Vienna, Austria. pp. 11-14. DOI: <https://www.doi.org/10.13140/RG.2.2.25602.81606>
- Upadhyay VR, Ramesh V, Dewry RK, Kumar G, Raval K, and Patoliya P (2021). Implications of cryopreservation on structural and functional attributes of bovine spermatozoa: An overview. *Andrologia*, 53(8): e14154. DOI: <https://www.doi.org/10.1111/and.14154>
- Wahjuningsih S, Arif AA, Khaerudin K, Pratiwi H, and Putri ARI (2024). The effects of equilibration time and post-thawing temperatures in cryopreservation of Gaga chicken semen. *Advanced in Animal and Veterinary Sciences*, 12(5): 807-811. DOI: <https://www.doi.org/10.17582/journal.aavs/2024/12.5.807.814>
- Wu GQ, Lv CR, Jiang YT, Wang SY, Shao QY, Hong QH, and Quan GB (2016). The replacement of monosaccharide by mannitol or sorbitol in the freezing extender enhances cryosurvival of ram spermatozoa. *Biopreservation and Biobanking*, 14(5): 357-366. DOI: <https://www.doi.org/10.1089/bio.2015.0080>
- Zhang B, Wang Y, Wu C, Qiu S, Chen X, Cai B, and Xie H (2021). Freeze-thawing impairs the motility, plasma membrane integrity and mitochondria function of boar spermatozoa through generating excessive ROS. *BMC Veterinary Research*, 17: 127. DOI: <https://www.doi.org/10.1186/s12917-021-02804-1>
- Zhang L, Wang Y, Sun X, Kang Y, Sohail T, Wang J, and Li Y (2023). Effects of different diluents on semen quality of hu ram stored at 4°C. *Animals*, 13(18): 2823. DOI: <https://www.doi.org/10.3390/ani13182823>
- Zhao Y, Yue C, Ding W, Li T, Xu JW, Zhao P, Ma H, and Yu X (2018). Butylated hydroxytoluene induces astaxanthin and lipid production in *Haematococcus pluvialis* under high-light and nitrogen-deficiency conditions. *Bioresource Technology*, 266: 315-321. DOI: <https://www.doi.org/10.1016/j.biortech.2018.06.111>
- Zhu H, Li J, Su Y, Gu L, Chang C, and Yang Y (2023). Sugar alcohols as cryoprotectants of egg yolk: Inhibiting crystals and interactions. *Journal of Food Engineering*, 342: 111360. DOI: <https://www.doi.org/10.1016/j.jfoodeng.2022.111360>
- Zong Y, Li Y, Sun Y, Mehaisen GM, Ma T, and Chen J (2023). Chicken sperm cryopreservation: Review of techniques, freezing damage, and freezability mechanisms. *Agriculture*, 13(2): 445. DOI: <https://www.doi.org/10.3390/agriculture13020445>

Publisher's note: [Scienceline Publication](https://www.scienceopen.com) Ltd. remains neutral with regard to jurisdictional claims in published maps and institutional affiliations.



Open Access: This article is licensed under a Creative Commons Attribution 4.0 International License, which permits use, sharing, adaptation, distribution and reproduction in any medium or format, as long as you give appropriate credit to the original author(s) and the source, provide a link to the Creative Commons licence, and indicate if changes were made. The images or other third party material in this article are included in the article's Creative Commons licence, unless indicated otherwise in a credit line to the material. If material is not included in the article's Creative Commons licence and your intended use is not permitted by statutory regulation or exceeds the permitted use, you will need to obtain permission directly from the copyright holder. To view a copy of this licence, visit <https://creativecommons.org/licenses/by/4.0/>.